

# WALL CONTROLS

## MAIN CONTROLS

Due to the constant evolution of our technologies, it may be possible that some control functions are not compatible to some earlier unit models. For more details, please refer to the compatibility chart on last pages.

All vånEE wall controls are user-friendly. They were created for people who want to maximise the benefits of their residential ventilation unit. With vånEE wall controls, the homeowner's specific needs are fulfilled.



VC0176

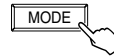
### GOLD-TOUCH Part no. 40355 or 40455

- 5 manual modes: RECIRC, 20MIN/H, CONT, SMART and SMART ECO;
- Dehumidistat: When indoor humidity is too high and exceed the set point, unit will exchange air in high speed to take care of excess humidity. The humidity set point can be changed and you may refer to the Installation or Owner Guide;
- Three defrost cycling settings: Standard, Discretion which will defrost at the speed of operation either high or low, and Plus, which will defrost in high speed for a longer period of time for very cold climate;
- Maintenance indicator;
- At installation, use the Gold-Touch main control to perform electronic balancing, without using balancing dampers.

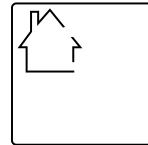
### OPERATION MODES



Press the **TURBO** function key to turn the unit on air exchange in high speed during 4 hours, then, the unit will get back to its previous operation mode.



Press the **MODE** key to choose the operation mode of the ventilation unit (except TURBO mode). Operating Mode will then appear on LCD screen (STANDBY, RECIRC, 20 min/h, CONT, SMART).



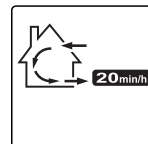
#### STANDBY

Put the unit on stand-by mode, so it will only respond to override wall controls (if present). On LCD screen, only the House is visible showing the control is powered on. This is the factory set default mode.



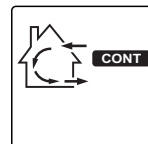
#### RECIRC

Air is recirculated inside the house on high speed.



#### 20 MIN/H

The ventilation unit exchanges air intermittently on a one hour cycle as follows: OFF for 40 min. (or recirculation for 40 min. on low or high speed, see Settings) and then exchange air during 20 min. on low speed. Repeat cycle after the 20 min. of air exchange.



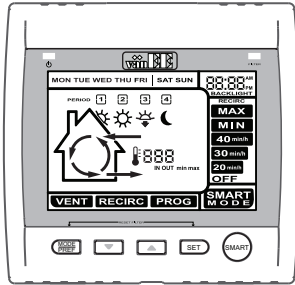
#### CONT

Air is exchanged with the outdoors at the minimum blower speed.

#### SMART

Air exchange is managed according to indoor humidity measured by the wall control and outdoor temperature. In SMART mode, the SMART icon appears as well as the current operating mode called by SMART (For more details about SMART features, refer to the User Guide Main and Auxiliary wall controls available at [www.vanee.ca](http://www.vanee.ca)).

# MAIN CONTROLS (CONT'D)



VC0104

## PLATINUM Part no. 40465

- Automatic and programmable control (keeps in memory all ventilation settings even after a power failure)
- Digital display with backlight (blue or green)
- Day, hour and periods of the day displayed
- Dynamic exchange and recirculation indicators, and also indoor and outdoors temperature
- Maintenance indicator

### OPERATION MODES

#### **SMART MODE** SMART Mode

Our latest innovation! This mode optimizes automatically the ventilation functions to ensure reaching an unsurpassed comfort in the house.

#### **VENT** VENT MODE

In this mode, the air exchange with the outdoors is performed with the speed (OFF, MIN or MAX) or with a 20, 30 or 40-minute per hour cycle, according to the user's choice.

#### **RECIRC** RECIRC MODE

In this mode, the user decides to recirculate the air inside his house (OFF, MIN, MAX or OFF, MAX, according to the unit).

#### **PROG** PROG MODE

The ventilation unit operation is factory set for all 4 periods (morning, day, evening and night), for week days and week end days. However, these settings can be modified by the user to meet his own needs.



VC0120

## DECO-TOUCH Part no. 40300 or 40600

- Allows the user to choose either the manual modes or the automatic mode (dehumidistat)
- 1" x 1" LCD display
- Digital display with blue backlighting
- Dynamic exchange and recirculation\* indicators
- Interior relative humidity displayed
- Maintenance indicator

### OPERATION MODES



#### RECIRC\* Mode

In this mode, the air is recirculated inside the house at high speed.



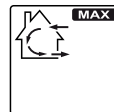
#### 20 MIN/H MODE

The ventilation unit exchanges air intermittently on a one-hour cycle as follows: OFF for 40 min. (or recirculation\* on high or low speed for 40 min.) and then exchanges air during 20 min. on low speed. Repeats cycle after the 20 min. of air exchange.




#### MIN MODE

Air is exchanged with the outdoors on low speed.



#### MAX MODE

Air is exchanged with the outdoors on high speed.

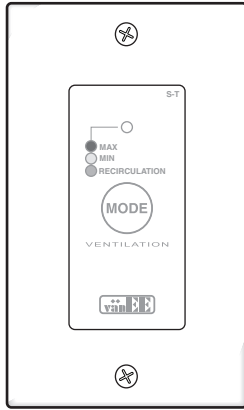


#### HYGROMETER

In the operating modes listed above, select a dehumidistat override so that if the relative humidity (RH) in the house exceeds the RH setting previously stored, the ventilation unit will exchange in high speed until the target indoor RH setting is reached.

\* Recirculation is not available to all units. For more details, please refer to the compatibility chart on last pages.

# MAIN CONTROLS (CONT'D)



VC0146

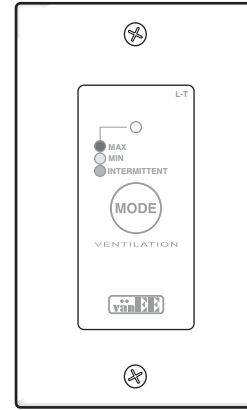
**SIMPLE-TOUCH BRONZE**  
Part no. 40290 or 40420

The light indicator of this wall control shows clearly in which operating mode the unit is.

This push-button control has three functions:

- Recirculation (stops exchanging air with the outdoors and recirculates indoor air at high speed)
- Min (low speed air exchange)
- Max (high speed air exchange)

NOTE: Wall control appearance may slightly vary.



VC0147

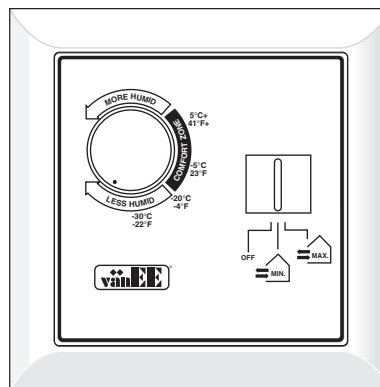
**LITE-TOUCH BRONZE**  
Part no. 40270 or 40380

The light indicator of this wall control shows clearly in which operating mode the unit is.

This push-button control has three functions:

- Intermittent (unit is OFF during 40 minutes and then perform low speed air exchange with the outdoors during 20 minutes)
- Min (low speed air exchange)
- Max (high speed air exchange)

NOTE: Wall control appearance may slightly vary.



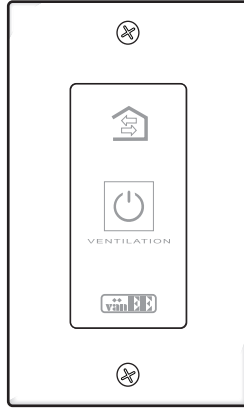
VC0039

**BRONZE**  
Part no. 40250

The Bronze main control adjusts the air supply speed using the sliding button: OFF, MIN (low speed air exchange) and MAX (high speed air exchange). Also, the maximum humidity level for your house is selected using the knob.

# AUXILIARY CONTROLS

---

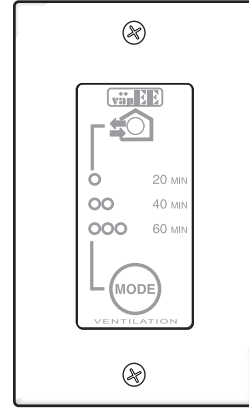


VC0142

**20-MINUTE LIGHTED PUSH BUTTON**  
**Part no. 1806110**

This timer allows the unit to provide 20 minutes of high speed ventilation at the push of a button, to expel rapidly indoor stale air. Lighted when activated, up to five of them can be installed (e.g.: in bathroom, kitchen, laundry room, etc.).

NOTE: Push button appearance may slightly vary.



VC0144

**20/40/60 MINUTE PUSH BUTTON**  
**Part no. 03701 or 41300**

This timer allows the unit to turn on high speed during 20, 40 or 60 minutes to expel rapidly indoor stale air. Within 2 seconds, press once for 20 minutes, twice for 40 minutes or three times for a 60-minute activation. Press another time to deactivate.

NOTE: Push button appearance may slightly vary.

## WALL CONTROL COMPATIBILITY CHART

The Dehumidistat, 60-minute crank timer and 20-minute push-button timer are compatible with all units.

Model no.	Name	Gold+Touch no. 40355 or 40455	Platinum version 3.01 Mod. no. 40460	Platinum version 4.04 (and up) Mod. no. 40465 (NOTE 1)	Deco-Touch version 2.01 Mod. no. 40295	Deco-Touch version 2.04 Mod. no. 40300 or 40600 (NOTE 1)	Lite-Touch Bronze or 40380	Simple-Touch Bronze or 40420	Bronze	20/40/60 minutes or 41300
43916	90H-V ECM ERV			PK0514xxxxxxx NOTE 2		PK0514xxxxxxx NOTE 2				
43906	90H-V ECM HRV			PB0414xxxxxxx NOTE 2		PB0414xxxxxxx NOTE 2				
1601635	90H-V+			PC0314xxxxxxx NOTE 2		PC0314xxxxxxx NOTE 2				
1601620	60H-V+			PE3114xxxxxxx NOTE 2		PE3114xxxxxxx NOTE 2				
G2400EE, G2400HE, G3000EE & G3000HE	G2400E ECM, G2400H ECM, G3000E ECM & G3000H ECM									
1601708	200H			JS48xxxxxxx NOTE 4						
1601719	Novo+ 200H									
44262 & 44263	40E			Qx3114xxxxxxx NOTE 2		Qx3114xxxxxxx NOTE 2				
44252 & 44253	40H+			Qx3114xxxxxxx NOTE 2		Qx3114xxxxxxx NOTE 2				
44600 & 44602	50H			Qx3114xxxxxxx NOTE 2		Qx3114xxxxxxx NOTE 2				
44250	40H									
41602 & 41600	HRV 60H		xxxx0808xxxx NOTE 4	Bx0814xxxxxxx NOTE 2	xxxx0808xxxx NOTE 4	Bx0814xxxxxxx NOTE 2				Bx101702xxxx NOTE 4
41606 & 41604	ERV 60H		xxxx0808xxxx NOTE 4	Bx0814xxxxxxx NOTE 2	xxxx0808xxxx NOTE 4	Bx0814xxxxxxx NOTE 2				Bx101702xxxx NOTE 4
41656 & 41654	60H+ ERV			Lx3114xxxxxxx NOTE 2		Lx3114xxxxxxx NOTE 2				Lx341702xxxx NOTE 4
41652 & 41650	60H+ HRV									Lx321702xxxx NOTE 4
41802 & 41806	70E+ & 70E <sup>+</sup>									
41800, 41801	70E ERV, 70E ERV-R				NOTE 3	NOTE 3				TA3115xxxxxxx NOTE 4
41804, 41805	70Ec ERV, 70Ec ERV-R									
65HRV, 65ERV	65H HRV, 65E ERV									
41808, 41809, 41818, 41819	70E ECM, 70E ECM-R, 70Ed ECM, 70Ed ECM-R				NOTE 3	NOTE 3				

Compatible
Not compatible
This code is the serial number of the ventilation unit; consider only the letters and numbers mentioned, not the "xxx". E.: 90H-V ECM ERV with serial number PK05150004007 is fully compatible with Platinum version 4.03 and Deco-Touch version 2.04 (PK0515 is higher than PK0514).

NOTE 1: Wall control including configurable low speed recirculation in intermittent mode.  
 NOTE 2: Low speed recirculation in intermittent mode starts with this unit serial number. However, this control remains compatible with units with serial number under this one.  
 NOTE 3: Recirculation mode is not available for this unit.  
 NOTE 4: The compatibility starts from that unit serial number.

## WALL CONTROL COMPATIBILITY CHART

The Dehumidistat, 60-minute crank timer and 20-minute push-button timer are compatible with all units.

Model no.	Name	Platinum version 3.01 Mod. no.40460	Platinum version 4.04 (and up) Mod. no.40465 (NOTE 1)	Deco-Touch version 2.01 Mod. no.40295	Deco-Touch version 2.04 Mod. no. 40300 or 40600 (NOTE 1)	Lite-Touch Bronze or 40380	Simple-Touch Bronze or 40420	Bronze	20/40/60 minutes or 41300
43915	ERV 90H-V ECM		PK0514xxxxxxx (NOTE 4)		PK0514xxxxxxx (NOTE 4)				
43905	HRV 90H-V ECM		PB0414xxxxxxx (NOTE 4)		PB0414xxxxxxx (NOTE 4)				
1601630	90H-V			PD141211xxxx NOTE 3	PD141211xxxx NOTE 3				
1601605	60H Novo+		NOTE 2		NOTE 2				
1601606	90H								
1601608	190H								
1601607	90H Novo+								
1601609	190H Novo+								
44212 & 44213	Vigör ERV		NOTE 2		NOTE 2				
44222 & 44223	Vigör HRV Plus		NOTE 2		NOTE 2				
44200	Vigör HRV								
43405, 45405 & 48405	1000 HE, 2000 HE & 3000 HE								
43828 & 45828	1001 HRV & 2001 HRV								
43808 & 45808	1001 ERV & 2001 ERV								

NOTE 1: Wall control including configurable low speed recirculation in intermittent mode.

NOTE 2: Compatible but low speed recirculation in intermittent mode is not available for this unit.

NOTE 3: The compatibility starts from that unit serial number, but recirculation mode is not available for this unit.

NOTE 4: Low speed recirculation in intermittent mode starts with this unit serial number. However, this control remains compatible with units with serial number under this one.

Compatible
Not compatible
Letters and numbers
This code is the serial number of the ventilation unit; consider only the letters and numbers mentioned, not the "xxx". Example: 90H-V with serial number PD14122504007 is fully compatible with Deco-Touch version 2.01 (PD141225 higher than PD141211).

Subject to change without prior notice.



Venmar ventilation ULC, 550 Lemire Blvd., Drummondville, Québec, Canada J2C7W9 vanec.ca 800-567-3855